

**BEFORE THE BOARD OF COUNTY COMMISSIONERS
OF COWLITZ COUNTY, WASHINGTON**

In the Matter of the Cowlitz County)	RESOLUTION NO. <u>22-134</u>
Six-Year Transportation Improvement)	
Program for the Years 2023 through)	ADOPTING SIX-YEAR TRANSPORTATION
2028, as set forth in RCW 36.81.121)	IMPROVEMENT PROGRAM
and WAC 136-14 and WAC 136-20-060)	

WHEREAS, the County Engineer has submitted her recommendations for road construction for the years 2023 through 2028, as set forth in RCW 36.81.121 and in accordance with WAC 136-14; and


WHEREAS, pursuant to WAC 136-14-050 and 136-20-060, this Board has had access to the County Engineer's priority array and report with respect to deficient bridges during the preparation and adoption of said road construction program; and

WHEREAS, the recommendations of the Engineer have met with the approval of this Board of County Commissioners, a public hearing has been held and the program accepted.

NOW, THEREFORE, BE IT RESOLVED by the Board of County Commissioners of Cowlitz County, Washington, that the Six-Year Transportation Improvement Program for the period of 2023 through 2028, as submitted, be and the same is hereby approved and adopted, subject to revision by a majority of the Board at any time following a public hearing thereon, in accordance with RCW 36.81.121.

ADOPTED this 6th day of December, 2022.


BOARD OF COUNTY COMMISSIONERS
OF COWLITZ COUNTY, WASHINGTON




Dennis P. Weber, Chairman




Arne Mortensen, Commissioner



Absent - excused
Rick Dahl, Commissioner


ATTEST:



Kelly Dombrowsky, Clerk of the Board



**SIX YEAR TRANSPORTATION IMPROVEMENT PROGRAM
2023-2028**

Costs in \$1,000's

Priority Number	Project Identification	Improvement	Status	Total Length	Utility Codes	Phase	Phase Start	Federal Funding		State Funding		Local Funds		Total Funds		Expenditure Schedule (Year)					
								Federal Fund Code	Federal Cost by Phase	State Fund Code	State Funds	Local Funds	Total Funds	2023	2024	2025	2026	2027 & 2028			
1	Pacific Avenue North 1/2 Bridge Replacement (page 1) MP 1.50 to MP 1.95	11	S	0.45	COPTW	PE	2022														
			RW				2022														
			CN				2023	STP(BR)	900			100	1000	1000							
								Totals	900			100	1000	1000							
2	Curve Warning Signs (page 2) Various locations	21	S	Varies	COPT	PE	2022														
			CN				2023	HSIP	400			400	400								
								Totals	400			400	400								
3	Clear Zone Inventory (page 3)	21	S	Varies	CGOPTSW	PL	2023														
								HSIP	157.5			17.5	175	175							
								Totals	157.5			17.5	175	175							
4	Countywide Guardrail (page 4) Countywide	21	S	Varies	CGOPTSW	PE	2022														
			CN				2023	HSIP	416			46.2	462.2	462.2							
								Totals	416			46.2	462.2	462.2							
5	Roadside Delineators (page 5) Countywide	21	S	Varies	CGPTSW	PE	2022														
			CN				2023	HSIP	153			17	170	170							
								Totals	153			17	170	170							
6	Ostrander Road Box Culverts Replacement (page 6) MP 0.58 to MP 0.71	11	S	0.13	CGPTW	PE	2023			FISH			20	20	20						
			RW				2023				20	20	20								
			CN				2023			FISH	1870		330	2200	2200						
								Totals			1870		370	2240	2240						
7	Abernathy Creek Bridge #2 Painting (page 7) MP 4.33 to MP 4.36 Structure ID 08301500	14	S	0.03	PT	PE	2023														
			CN				2023	STP(BR)	212.5			212.5	212.5								
								Totals	212.5			212.5	212.5								
8	South Cloverdale Road (page 8) MP 0.13 to MP 0.76	4	S	0.63	COPTW	PE	2023			STP-R	125	CRAB	25	50	200	200					
			RW				2023				75	75	75								
			CN				2023			STP-R	500	CRAB	1250	450	2200	500	1700				
			CN				2023			ARP			2300	2300	500	1800					
								Totals	625		1275		2875	4775	1275	3500					
9	South Cloverdale Road-Confer Road Intersection (Page 9) MP 0.76 to MP 0.87 - South Cloverdale Road MP 0.00 to MP 0.08 - Confer Road	21	S	0.19	COPTW	PE	2023						5	5	5						
			RW				2023				25	25	25								
			CN				2023			STP-R	300		150	450	100	350					
								Totals	300			180	480	130	350						



**SIX YEAR TRANSPORTATION IMPROVEMENT PROGRAM
2023-2028**

Costs in \$,000's

Priority Number	Project Identification	Improvement	Status	Total Length	Utility Codes	Phase	Phase Start	Federal Funding		State Funding		Local Funds		Total Funds		Expenditure Schedule (Year)										
								Federal Fund Code	Federal Cost by Phase	State Fund Code	State Funds	Local Funds	Total Funds	2023	2024	2025	2026	2027 & 2028								
10	Allender Road Bridge Replacement (page 10) MP 0.68 to MP 0.80 Structure ID 08013300	11	S	0.12	PT	PE	2023	STP(BR)	84			16	100	100												
								Totals	1551			265	1816	120	1696											
11	Cathlamet Road Embankment (page 11) MP 0.55 to MP 0.57	6	S	0.02	PT	PE	2023	ER	17.3			2.7	20	20												
								Totals	532.3			102.7	635	635												
12	Rock Creek Culvert (page 12) Tower Rd MP 4.50 to MP 4.54	8	S	0.04	PT	PE	2023	ARP				150	150	150												
								Totals				2190	2190	190	2000											
13	Westside Highway Slide Repair (page 13) MP 1.48 to MP 1.52	6	S	0.04	PT	PE	2023	ER	51.9			8.1	60	60												
								Totals	199.8			41.2	241	241												
14	Hazel Dell Road Slide Repair (page 14) MP 5.20 to 5.23	6	S	0.03	PT	PE	2023	ER	24			4	28	28												
								Totals	86			19	105	105												
15	Inglewood Drive Slide Repair (page 15) MP 0.36 to MP 0.40	6	S	0.04	PT	PE	2023	ER	14			2	16	16												
								Totals	50			13	63	63												
16	Headquarters Road Slide Repair (page 16) MP 1.38 to MP 1.40	6	S	0.02	PT	PE	2023	ER	52			8	60	60												
								Totals	200			41	241	241												
17	Hazel Dell Road Bank Repair (page 17) MP 0.57 to 0.60	6	S	0.03	PT	PE	2023	ER	42			6	48	48												
								Totals	128.5			24.5	153	153												



**SIX YEAR TRANSPORTATION IMPROVEMENT PROGRAM
2023-2028**

Costs in \$,000's

Priority Number	Project Identification	Improvement	Status	Total Length	Utility Codes	Phase	Phase Start	Federal Funding		State Funding		Local Funds		Total Funds		Expenditure Schedule (Year)					
								Federal Fund Code	Federal Cost by Phase	State Fund Code	State Funds	Local Funds	Total Funds	2023	2024	2025	2026	2027 & 2028			
18	Hazel Dell Road Slide Repair (page 18) MP 3.05 to 3.08	6	S	0.03	PT	PE	2023	ER	19			3	22	22							
			2023								5	5	5								
			2023									41.5		6.5	48	48					
			Totals				60.5			14.5	75	75									
19	Hazel Dell Road Slide Repair (page 19) MP 1.76 to MP 1.80	6	S	0.04	PT	PE	2023	ARP				125	125	125							
			2023								10	10	10								
			2023									500		500	500						
			Totals							635	635	635									
20	Westside Highway Slide Repair (page 20) Westside Highway MP 4.06 to MP 4.11	6	S	0.05	PT	PE	2023	ARP				85	85	85							
			2023								10	10	10								
			2023									350		350	350						
			Totals							445	445	445									
21	Dike Road Reconstruction - Phase 2 (page 21) MP 3.05 to MP 5.32	6	S	2.27	PT	PE	2023			CRAB	18	17	35	20	15						
			2023								30	30	30								
			2024							CRAB	1602	398	2000		2000						
			Totals							1620	445	2065	50	2015							
22	Pleasant Hill Road Culvert Replacement (page 22) MP 4.67 to MP 4.73	6	S	0.04	PT	PE	2023	FEMA	375	DEM	62.5	62.5	500	500							
			2023								5	5	5								
			2024							FEMA	1500	DEM	250	250	2000	2000					
			Totals				1875	312.5	317.5	2505	505	2000									
23	Rose Valley Road Culvert (page 23) Rose Valley Road MP 7.70 to MP 7.74	11	S	0.04	PT	PE	2023	ER	173			27	200	175	25						
			2024								25	25	25								
			2024									956		149	1105	1105					
			Totals				1129			201	1330	175	1155								
24	Garlock Road Box Culvert Replacement (page 24) MP 0.67 to MP 0.77	11	S	0.1	PT	PE	2023			FISH		20	20	10	10						
			2023								10	10	10								
			2024							FISH	1649	291	1940		1940						
			Totals							1649	321	1970	20	1950							
25	Bates Road Embankment Repair (page 25) MP 0.30 to 0.36	6	S	0.06	PT	PE	2023	FEMA	90	DEM	5	5	100	85	15						
			2023								20	20	10	10							
			2024							FEMA	360	DEM	20	20	400	400					
			Totals				450		25	45	520	95	425								



SIX YEAR TRANSPORTATION IMPROVEMENT PROGRAM 2023-2028

Costs in \$1,000's

Priority Number	Project Identification	Improvement	Status	Total Length	Utility Codes	Phase	Phase Start	Federal Funding		State Funding		Local Funds		Expenditure Schedule (Year)										
								Federal Fund Code	Federal Cost by Phase	State Fund Code	State Funds	Local Funds	Total Funds	2023	2024	2025	2026	2027 & 2028						
26	PH 10 Slide Repair (page 26) MP 3.10 to 3.12	6	S	0.02	PT	PE	2023	FEMA	13.5	DEM	0.75	0.75	15	15										
								FEMA	90	DEM	5	5	100		100									
Totals								103.5		5.75		15.75	125	25	100									
27	Italian Creek Culvert (page 27) MP 1.7 to 2.1	11	S		PT	PE	2023	FEMA	108	DEM	6	6	120	70	50									
								FEMA	450	DEM	25	25	500		500									
Totals								558		31		61	650	70	580									
28	Butte Hill Slide Repair (page 28) MP 0.25 to 0.27	6	S	0.02	PT	PE	2023	FEMA	37.5	DEM	6.25	6.25	50	50										
								FEMA	150	DEM	25	25	200		200									
Totals								187.5		31.25		51.25	270	70	200									
29	Fish Pond Road and Duncan Road Drainage Improvements MP 1.87 to MP 1.91 - Fish Pond Road MP 0.00 to MP 0.08 - Duncan Road	6	P	0.11	PT	PE	2023	FEMA	270	DEM	15	15	300	100	190	10								
								FEMA	1800	DEM	100	100	2000		2000									
Totals								2070		115		145	2330	100	220	2010								
30	N Goble Creek Road Box Culvert Replacement MP 1.26 to MP 1.30	6	P	0.04	PT	PE	2023			FISH	382.5	67.5	450	100	300	50								
Totals										2762.5		537.5	3300	100	325	75	2800							
31	Allender Road Culvert No. 1 Replacement MP 0.31 to MP 0.41	6	S	0.1	PT	PE	2023			FISH	187	53	240	220	10	10								
Totals										2524		486	3010	220	25	15	2750							
32	Chapman Road Drainage		S		PT	PE	2023					75	75	40	5	30								
Totals												285	285	40	5	240								
33	Powell Road Drainage Improvement MP 0.56 to MP 0.66	6	P	0.10	CGOPTSW	PE	2023			CRAB	54	6	60	5	40	10	5							
Totals										500		380	880	5	50	20	805							



**SIX YEAR TRANSPORTATION IMPROVEMENT PROGRAM
2023-2028**

Costs in \$1,000's

Priority Number	Project Identification	Improvement	Status	Total Length	Utility Codes	Phase	Phase Start	Federal Funding		State Funding		Local Funds		Total Funds		Expenditure Schedule (Year)				
								Federal Fund Code	Federal Cost by Phase	State Fund Code	State Funds	Local Funds	Total Funds	2023	2024	2025	2026	2027 & 2028		
34	Rose Valley Road Culverts Replacment MP 11.76 to MP 11.84	6	P	0.10	CGOPTSW	PE	2023			CRAB	54	6	60	5	40	10	5			
			P			RW	2024				20	20	10	10						
			P			CN	2026			CRAB	446	54	500				500			
			Totals								500	80	580	5	50	20	505			
35	Cloverdale Road Drainage Improvement MP 1.75 to MP 1.81	6	S	0.06	COPT	PE	2023			CRAB	54	6	60	5	50	5				
			S			RW	2024				20	20	10	10						
			P			CN	2026			CRAB	446	554	1000				1000			
			Totals								500	580	1080	5	60	15	1000			
36	PH 10 Culvert Replacement MP 3.23 to MP 3.27	6	P	0.02	PT	PE	2023			CRAB	54	6	60	5	50	5				
			P			RW	2024				20	20	10	10						
			P			CN	2025			CRAB	446	54	500				500			
			Totals								500	80	580	5	60	15	500			
37	Kalama River Road Culvert Replacement MP 2.35 to MP 2.39	6	S	0.04	PT	PE	2025					10	10			10				
			S			RW									150	150		150		
			S			CN	2025													
			Totals												160	160		160		
38	Slide Creek Road Slide Repairs MP 1.40 to MP 1.55	6	S	0.15	PT	PE	2025					10	10			10				
			S			RW														
			S			CN	2025								300	300		300		
			Totals												310	310		310		
39	Kalama River Road Culvert Replacement MP 2.02 to MP 2.06	6	S	0.04	PT	PE	2025					40	40			40				
			S			RW														
			S			CN	2025								150	150		150		
			Totals												190	190		190		
40	Nevada Drive Safety Improvements MP 0.00 to MP 1.43	21	S	1.43	CPTSW	PE	2025					100	100			80	20			
			S			RW	2025							50	50		10	40		
			P			CN	2026	HSIP	315					35	350			350		
			Totals								315				185	500		90	410	
41	Ostrander Road /Pacific Avenue N Intersection Improvements (page 17) MP 0.00 to MP 0.12 - Ostrander Road MP 3.50 to MP 3.70 - Pacific Ave N	7	S	0.2	CGOPTW	PE	2025					120	120			100	20			
			S			RW	2025							10	10		5	5		
			P			CN	2026							800	800			800		
			Totals												930	930		105	825	



**SIX YEAR TRANSPORTATION IMPROVEMENT PROGRAM
2023-2028**

Costs in \$1,000's

Priority Number	Project Identification	Improvement	Status	Total Length	Utility Codes	Phase	Phase Start	Federal Funding		State Funding		Local Funds		Total Funds		Expenditure Schedule (Year)							
								Federal Fund Code	Federal Cost by Phase	State Fund Code	State Funds	Local Funds	Total Funds	2023	2024	2025	2026	2027 & 2028					
42	S Goble Creek Box Replacment MP 1.46 to MP 1.50	6	P	0.4	PT	PE	2025			FISH	255	45	300				50	200	50				
									RW	2026				50	50								
									CN	2027			FISH	1020	180	1200							
			Totals											1275	275	1550				50	250	1250	
43	Abernathy Creek Road Repair MP 4.89 to 4.94	6	P	0.05	PT	PE	2025					40	40				35	5					
									RW	2025				20	20				20				
									CN	2026				250	250					250			
			Totals												310	310			55	255			
44	Kalama River Road Slope/Rockfall/Debris Flow Protection Various Locations MP 0.80 to MP 14.2	21	S	13.4	PT	PE	2025					250	250				150	100					
									RW	2026				50	50				50				
									CN	2026	HSIP	450			50	500				250	250		
			Totals								450				350	800			150	400	250		
45	Allender Road Repair MP 0.78 to MP 0.82	6	S	0.04	PT	PE	2025					50	50				50						
									RW	2025				5	5			5					
									CN	2026				250	250				250				
			Totals												305	305			55	250			
46	Paradise Acres Culvert Replacement MP 0.10 to MP 0.12	6	S	0.02	PTW	PE	2025					75	75				65	10					
									RW	2025				50	50			40	10				
									CN	2026				900	900				900				
			Totals												1025	1025			105	920			
47	Rose Valley Road Culvert Replacement MP 14.88 to MP 14.92	6	P		PT	PE	2025			FISH	136	24	160				150	10					
									RW	2025				50	50			50					
									CN	2026			FISH	510	90	600				600			
			Totals											646	164	810			200	610			
48	Erick Creek Culvert - Abernathy Creek Road MP 5.30 to MP 5.40	6	P	0.1	PT	PE	2025					70	70				65	5					
									RW	2025				10	10			5	5				
									CN	2026			FISH	1785	315	2100				2100			
			Totals											1785	395	2180			70	2110			
49	Young Road Widening Project MP 0.0 to MP 0.88	3	S	0.88	PT	PE	2025					220	220				110	100	10				
									RW	2025				75	75			15	50	10			
									CN	2026				880	880					880			
			Totals												1175	1175			125	150	900		



**SIX YEAR TRANSPORTATION IMPROVEMENT PROGRAM
2023-2028**

Costs in \$,000's

Priority Number	Project Identification	Improvement	Status	Total Length	Utility Codes	Phase	Phase Start	Federal Funding		State Funding		Local Funds		Total Funds		Expenditure Schedule (Year)				
								Federal Fund Code	Federal Cost by Phase	State Fund Code	State Funds	Local Funds	Total Funds	2023	2024	2025	2026	2027 & 2028		
50	South Silver Lake Curve Improvements MP 4.90 to 5.20	21	P	0.3		PE	2025					80	80			75	5			
			P			RW	2025				10	10			10					
			P			CN	2026				450	450					450			
		Totals												540	540			85	455	
51	Owl Creek Bridge and Mill Creek Bridge #3 Repairs Old 99 South MP 0.95 to MP 1.05; Mill Creek MP 1.64 to 1.67	14	P	0.13	COPT	PE	2025	STP(BR)	65			10	75			65	10			
			P			CN	2026				0	632					632			
			Totals									697			10	707			65	642
		52	South Silver Lake Road MP 1.45 to MP 2.84	4	P	1.39	CPT	PE	2025			CRAB	287	143	430			250	150	30
P	RW				2026						125	125					125			
P	CN				2027			STP-R	500	CRAB	2113	1687	4300					4300		
Totals									500	2400	1955	4855			250	275	4330			
53	Headquarters Road Overlay MP 0.25 to MP 4.14	5	S	3.89	PTW	PE	2025					100	100			30	5	65		
			P			CN	2027				750	750					750			
			Totals											850	850			30	5	815
54	Dupont Road Surfacing MP 0.00 to MP 1.20	6	S	1.2	PT	PE	2025					100	100			90	5	5		
			P			CN	2027				700	700					700			
			Totals											800	800			90	5	705
55	Whitewater Road Curve Improvements MP 0.24 to MP 0.30	21	P	0.06	PT	PE	2025	HSIP	63			7	70			70				
			P			RW	2025				10	10			10					
			P			CN	2025	HSIP	315		35	350			350					
		Totals									378			52	430			430		
56	Bodine Road Realignment MP 0.6 to MP 0.7	6	P	0.1	CPT	PE	2025					45	45			40	5			
			P			RW	2025				20	20			20					
			P			CN	2026				300	300					300			
		Totals											365	365			60	305		
57	Mill Creek Road/Oak Point Road Intersection Improvements Mill Creek Rd MP 0.04 to MP 0.10 Oak Point Rd MP 0.00 to MP 0.10	21	P	0.16	PT	PE	2025					40	40			30	10			
			P			RW	2025				10	10			5	5				
			P			CN	2026				280	280					280			
		Totals											330	330			35	295		
58	North Bodine Drainage Improvements MP 0.64 to MP 0.68	6	S	0.04	PT	PE	2025					80	80			60	20			
			S			RW	2025				10	10			10					
			P			CN	2026				520	520					520			
		Totals											610	610			70	540		



**SIX YEAR TRANSPORTATION IMPROVEMENT PROGRAM
2023-2028**

Costs in \$,000's

Priority Number	Project Identification	Improvement	Status	Total Length	Utility Codes	Phase	Phase Start	Federal Funding		State Funding		Local Funds	Total Funds	Expenditure Schedule (Year)									
								Federal Fund Code	Federal Cost by Phase	State Fund Code	State Funds			2023	2024	2025	2026	2027 & 2028					
59	Kalama River Road Turn Lane MP 4.35 to MP 4.38	21	S	0.03	PT	PE	2025					30	30				20	10					
			P				2026					5	5							5			
			P				2026					150	150									150	
			Totals													185	185				20	165	
60	Ostrander Rd. Bridge Replacement MP 0.35 to MP 0.45	11	P	0.10	CGPTW	PE	2025	STP(BR)	240			60	300				150	150					
			P				2026					100	100							100			
			P				2026					STP(BR)	1600			400	2000					1500	500
			Totals										1840			560	2400				150	1750	500
61	Pacific Way Drainage Improvement MP 2.09 to MP 2.11	6	P	0.02	CGPTSW	PE	2025					30	30				30						
			P				2026					250	250							250			
			Totals													280	280				30	250	
62	Bridge Rail Upgrades Countywide	21	P		CPGSTW	PE	2025	HSIP	171			19	190				180	10					
			P				2026					100	1000							750	250		
			Totals										1071			119	1190				180	760	250
63	Kalama River Road Curve Improvements MP 14.95 to MP 15.05	21	P	0.10	PT	PE	2025					70	70				60	10					
			P				2025					10	10						10				
			P				2026					450	450								450		
			Totals													530	530				70	460	
64	Nevala Road Slide Repair MP 0.44 to MP 0.50	6	P	0.06	PT	PE	2025					90	90				70	20					
			P				2025					5	5						5				
			P				2026					600	600							600			
			Totals													695	695				75	620	
65	Allen Street Drainage Improvement MP 2.50 to MP 2.80	6	P	0.3	PT	PE	2025					40	40				30	10					
			P				2025					10	10						10				
			P				2026					600	600							600			
			Totals													650	650				40	610	
66	Martins Bluff Embankment Repair MP 0.04 to MP 0.10	6	S	0.06		PE	2025					60	60				40	20					
			S				2025					10	10						5	5			
			S				2026					400	400							400			
			Totals													470	470				45	425	
67	Bodine Road Culvert Replacement MP 0.70 to MP 0.74	6	P	0.04	PT	PE	2025					50	50				40	10					
			P				2025					10	10						10				
			P				2026					440	440							440			
			Totals													500	500				50	450	



**SIX YEAR TRANSPORTATION IMPROVEMENT PROGRAM
2023-2028**

Costs in \$1,000's

Priority Number	Project Identification	Improvement	Status	Total Length	Utility Codes	Phase	Phase Start	Federal Funding		State Funding		Local Funds		Total Funds		Expenditure Schedule (Year)								
								Federal Fund Code	Federal Cost by Phase	State Fund Code	State Funds	Local Funds	Total Funds	2023	2024	2025	2026	2027 & 2028						
68	Italian Creek Road Drainage and Roadway Improvements MP 2.86 to MP 2.90	6	S	0.04	PT	PE	2025					45	45											
			RW				2025									10	10							
			CN				2026									325	325							
Totals												380	380				40	340						
69	Wren Loop/SR411 Intersection Improvements MP 0.00 to MP 0.10 - Wren Loop Road	21	P	0.1	CPTO	PE	2026	HSIP	45			5	50											
			RW				2026									10	10							
			CN				2027									30	300							
Totals									315			45	360					50	310					
70	S Pekin Rd/ Pinkerton Dr Intersection Improvements MP 0.00 to MP 0.05 - Pinkerton Dr MP 0.90 to MP 1.00 - S Pekin Rd	21	P	0.15	PT	PE	2026					100	100											
			RW				2026									30	30							
			CN				2027									600	600							
Totals												730	730					85	645					
71	Coal Creek Road Culverts Replacement MP 0.20 to MP 0.25	6	P	0.05	CPT	PE	2026					120	120											
			RW				2026									5	5							
			CN				2027									800	800							
Totals												925	925					105	820					
72	Mountain View Road Slide Repair MP 0.97 to MP 1.02	6	S	0.05	PT	PE	2026					500	500											
			RW				2027									10	10							
			CN				2027									2000	2000							
Totals												2510	2510					400	2110					
73	N Dubois Slide Repair - Group 1 MP 2.3 to MP 2.35	6	P	0.05	PT	PE	2026					75	75											
			RW				2026									5	5							
			CN				2027									500	500							
Totals												580	580					60	520					
74	Kalama River Road Realignment (@Old Spreadborough) MP 3.68 to MP 3.78	21	P	0.10	PT	PE	2026	HSIP	54			6	60											
			RW				2026									20	20							
			CN				2027									42	420							
Totals									432			68	500					70	430					
75	Primrose Road Culverts and Surface Upgrade MP 0.05 to MP 0.48	6	P	0.43	PT	PE	2026					75	75											
			RW				2026									10	10							
			CN				2027									500	500							
Totals												585	585					60	525					



**SIX YEAR TRANSPORTATION IMPROVEMENT PROGRAM
2023-2028**

Costs in \$1,000's

Priority Number	Project Identification	Improvement	Status	Total Length	Utility Codes	Phase	Phase Start	Federal Funding		State Funding		Local Funds		Total Funds		Expenditure Schedule (Year)										
								Federal Fund Code	Federal Cost by Phase	State Fund Code	State Funds	Local Funds	Total Funds	2023	2024	2025	2026	2027 & 2028								
76	Englert Culvert MP 0.64 to MP 0.68 4 foot culvert - shallow Creek shift	6	P	0.04	PT	PE	2026					50	50							40	10					
			RW				2027									20	20									
			CN				2027									500	500									
Totals												570	570							40	530					
77	Greenwood Rd Culvert Replacement MP 0.02 to MP 0.06	6	S	0.04	PT	PE	2026					80	80								40	40				
			RW				2026									10	10								5	5
			CN				2027									500	500									500
Totals												590	590							45	545					
78	Delameter Road MP 2.33 to MP 3.33	4	P	1.00	CPT	PE	2026					310	310								260	50				
			RW				2026									100	100								100	
			CN				2027									3100	3100									3100
Totals												3510	3510							360	3150					
79	Coal Creek Road - Phase 2 MP 2.00 to MP 2.50	4	P	0.5	CPTW	PE	2027					240	240													
			RW				2027									100	100									100
			CN				2028									1600	1600									1600
Totals												1940	1940								1940					
80	South Silver Lake Road MP 4.5 to MP 5.5	4	P	1.00	CPST	PE	2026					500	500								350	150				
			RW				2027									100	100									100
			CN				2028						CRAB	1000		2500	3500									3500
Totals											1000	3100	4100						350	3750						
81	Allen Street Improvements MP 1.06 to MP 1.95	4	P	0.89	CPT	PE	2027					400	400									400				
			RW				2027									100	100									100
			CN				2028									2700	2700									2700
Totals												3200	3200								3200					
82	Allen Street/PG Sweet Intersection Improvements MP 1.92 to MP 1.98 - Allen Street MP 0.00 to MP 0.05 - PG Sweet Rd	21	P	0.11	CPT	PE	2027	HSIP	41.2			8.8	50									50				
			RW				2027									20	20									20
			CN				2028					HSIP	300			300	300									300
Totals									341.2			28.8	370								370					
83	Headquarters Road Climbing Lane Varies	21	P	VARIES	CPST	PE	2027					150	150									150				
			RW				2027									100	100									100
			CN				2028									1000	1000									1000
Totals												1250	1250								1250					



**SIX YEAR TRANSPORTATION IMPROVEMENT PROGRAM
2023-2028**

Costs in \$,000's

Priority Number	Project Identification	Improvement	Status	Total Length	Utility Codes	Phase	Phase Start	Federal Funding		State Funding		Local Funds	Total Funds	Expenditure Schedule (Year)									
								Federal Fund Code	Federal Cost by Phase	State Fund Code	State Funds			2023	2024	2025	2026	2027 & 2028					
84	Coal Creek Road - Phase 1 MP 1.44 to MP 2.00	4	S	0.56	CPT	PE	2027					300	300						300				
			RW				2027									100	100						100
			CN				2028									2200	2200						2200
Totals												2600	2600					2600					
85	Holcomb-Ostrander Bypass	3	P			PE	2027					285	285						285				
			RW				2027									200	200						200
			CN				2028									1875	1875						1875
Totals												2360	2360					2360					
86	N Dubois Slide Repair - Group 2 MP 1.03 to MP 1.19	6	P	0.16	PT	PE	2027					240	240						240				
			RW				2027									10	10						10
			CN				2028									1600	1600						1600
Totals												1850	1850					1850					
87	Westover/Lomor Drainage Improvements MP 0.00 to MP 0.20	6	P	0.2	CGPTSW	PE	2027					100	100						100				
			RW				2027									25	25						25
			CN				2028									600	600						600
Totals												725	725					725					
88	Canal Road Dual Culvert Replacement MP 0.86 to MP 0.88	6	P	0.02	PT	PE	2027					100	100						100				
			RW				2027									10	10						10
			CN				2028									900	900						900
Totals												1010	1010					1010					
89	Wetherbe Rd Intersection Improvements MP 0.0 to MP 0.5	21	P	0.5	PTC	PE	2027	HSIP	18			2	20						20				
			RW				2027									5	5						5
			CN				2028									94.5	105						105
Totals									112.5			17.5	130					130					
90	Tower Road Bridge Scour Repair MP 2.9	14	P	0	PT	PE	2028					50	50						50				
			CN				2028									350	350						350
Totals												400	400					400					
91	N Dubois Slide Repair - Group 3 MP 1.4 to MP 1.7	6	P	0.3	PT	PE	2028					450	450						450				
			RW				2028									15	15						15
			CN				2028									3000	3000						3000
Totals												3465	3465					3465					
92	Coal Creek Road - Phase 3 MP 2.50 to MP 3.50	4	P	1.0	CPTW	PE	2027					310	310						310				
			RW				2027									100	100						100
			CN				2028									3100	3100						3100
Totals												3510	3510					3510					



**SIX YEAR TRANSPORTATION IMPROVEMENT PROGRAM
2023-2028**

Costs in \$,000's

Priority Number	Project Identification	Improvement	Status	Total Length	Utility Codes	Phase	Phase Start	Federal Funding		State Funding		Local Funds		Total Funds		Expenditure Schedule (Year)										
								Federal Fund Code	Federal Cost by Phase	State Fund Code	State Funds	Local Funds	Total Funds	2023	2024	2025	2026	2027 & 2028								
93	West Canyon View Drive Reconstruction MP 0.00 to MP 0.15	4	P	0.15	CPTSW	PE	2028					60	60								60					
			P			CN	2028					400	400										400			
								Totals				460	460						460							
94	S Louma Road Turnaround MP 0.16 to MP 0.18	4	P	0.02	CPTSW	PE	2028					60	60								60					
			P			RW	2028					100	100								100					
			P			CN	2028					250	250										250			
								Totals				410	410						410							
95	Tower Road Improvements MP 0.00 to MP 1.50	4	P	1.5	PT	PE	2028					300	300								300					
			P			RW	2028					50	50									50				
											Totals				350	350						350				
96	Slide Improvements Location varies	6	P	VARIES	CGOPSTW	PE	2025					400	400								100	100	200			
			P			RW	2025					80	80									20	20	40		
			P			CN	2025					1200	1200											300	300	600
											Totals				1680	1680			420	420	840					
97	Drainage Improvements Location varies	6	P	VARIES	CGOPSTW	PE	2025					40	40								10	10	20			
			P			RW	2025					20	20									5	5	10		
			P			CN	2025					340	340											85	85	170
											Totals				400	400			100	100	200					
98	Safety Improvements Projects on various roads that addresses guardrail, sight distance, shoulders, delineators, signs, etc.	21	P	VARIES	CGOPSTW	PE	2025					40	40								10	10	20			
			P			RW	2025					20	20									5	5	10		
			P			CN	2025					340	340											85	85	170
											Totals				400	400			100	100	200					
99	ADA Upgrades Location varies	28	P	VARIES	CGOPSTW	PE	2025					40	40								10	10	20			
			P			RW	2025					20	20									5	5	10		
			P			CN	2025					200	200											50	50	100
											Totals				260	260			65	65	130					
Grand Totals												18796.8	21327	66611.9	106735.7	10457.7	16766	6575	25202	47735						



SIX YEAR TRANSPORTATION IMPROVEMENT PROGRAM 2023-2028

Costs in \$1,000's

Priority Number	Project Identification	Improvement	Status	Total Length	Utility Codes	Phase	Phase Start	Federal Funding		State Funding		Local Funds		Total Funds		Expenditure Schedule (Year)				
								Federal Fund Code	Federal Cost by Phase	State Fund Code	State Funds	Local Funds	Total Funds	2023	2024	2025	2026	2027 & 2028		

Phase

- PL - Planning
- PE - Design Engineering
- RW - Right of Way
- CN - Construction

Status

- S- Funding secured.
- P - Planned -funding has not been secured.

Improvement Codes

- 1 - New Construction Roadway
- 3- Reconstruction - Added Capacity
- 4 - Reconstruction - No Added Capacity
- 5 - 4R Maintenance Resurfacing
- 6 - 4R Maintenance - Restoration and Rehabilitation
- 7 - 4R Maintenance, Relocation
- 8 - Bridge, New Construction
- 11 - Bridge Replacement - No Added Capacity
- 14- Bridge Rehabilitation - No Added Capacity
- 15 - Preliminary Engineering
- 21 - Safety
- 28 - Facilities for Pedestrians and Bicycles

Utilities

- C - Cable
- G - Gas
- O - Other
- P - Power
- T - Telephone
- S - Sanitary Sewer
- W-Water

Federal and State Funding Codes

- FHWA - Federal Highway Administration
- STP(BR) - Highway Bridge Program
- ER- Emergency Relief Program
- HSIP - Highway Safety Improvement Program
- HRRRP - High Risk Rural Roads Program
- STP - Surface Transportation Program - (R) - rural, (S) - safety, (U) - urban
- CRAB - County Road Administration Board - Rural Arterial Program
- FISH - Washington Recreation - Fish Barrier Removal Grant
- DEM - Washington State Department of Emergency Management
- WSDOT - Washington State Department of Transportation
- FEMA - Federal Emergency Management Administration
- PUD - Cowlitz county Public Utility District
- IFRA - Infrastructure for Rebuilding America
- (page #) - page number on accompanying 6 YR Transportation Improvement Document with description and photos