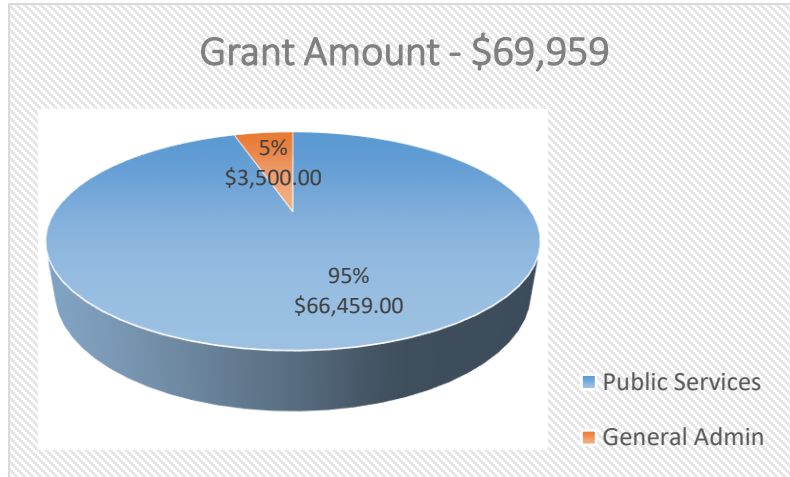


2019 Annual Summary CDBG Public Services Grant

Rural Senior Meals

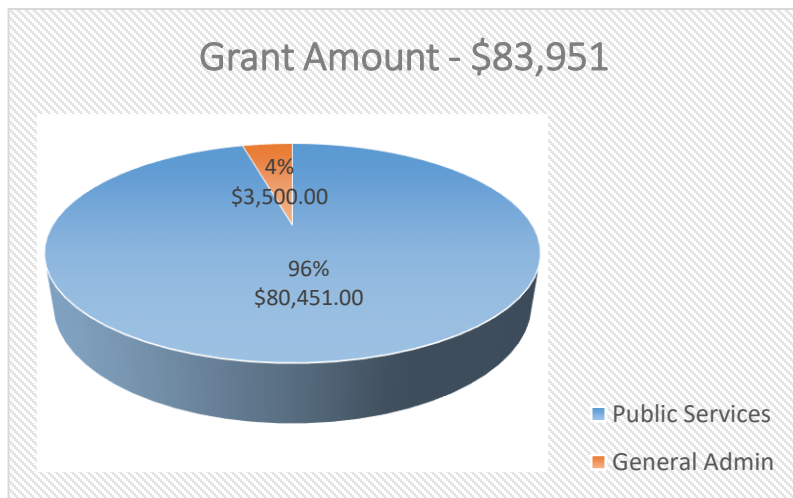
Meals on Wheels



Grant Totals	
Number of people served through Public Services - Rural Senior Meals	103
Number of meals provided	2,273

Subsistence Payments

Rent & Utility Assistance

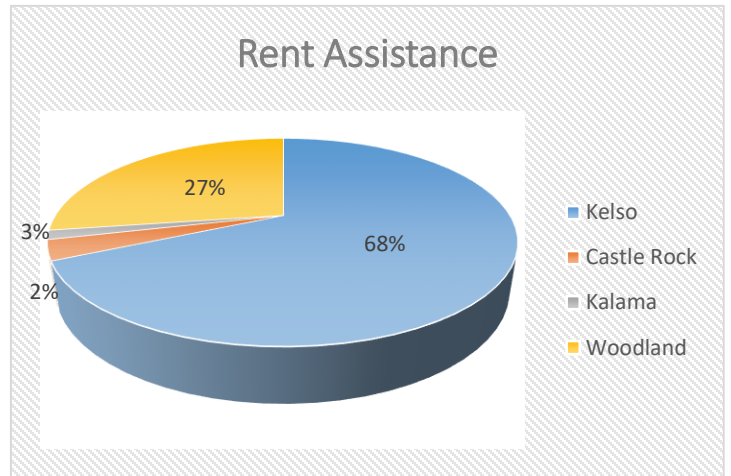


Grant Totals 26 people served	
Number of people served through rent assistance	22
Number of people served through utility assistance	11

**7 people accessed both rent and utility assistance*

Rent Assistance

Grant Totals - Rent Assistance	
Total amount of assistance	\$70,450.31
Average amount of assistance (per person)	\$3,202.29
Average number of months of assistance (per person)	3.26



Utility Assistance

Grant Totals - Utility Assistance	
Total amount of assistance	\$7,066.40
Average amount of assistance (per person)	\$642.40

