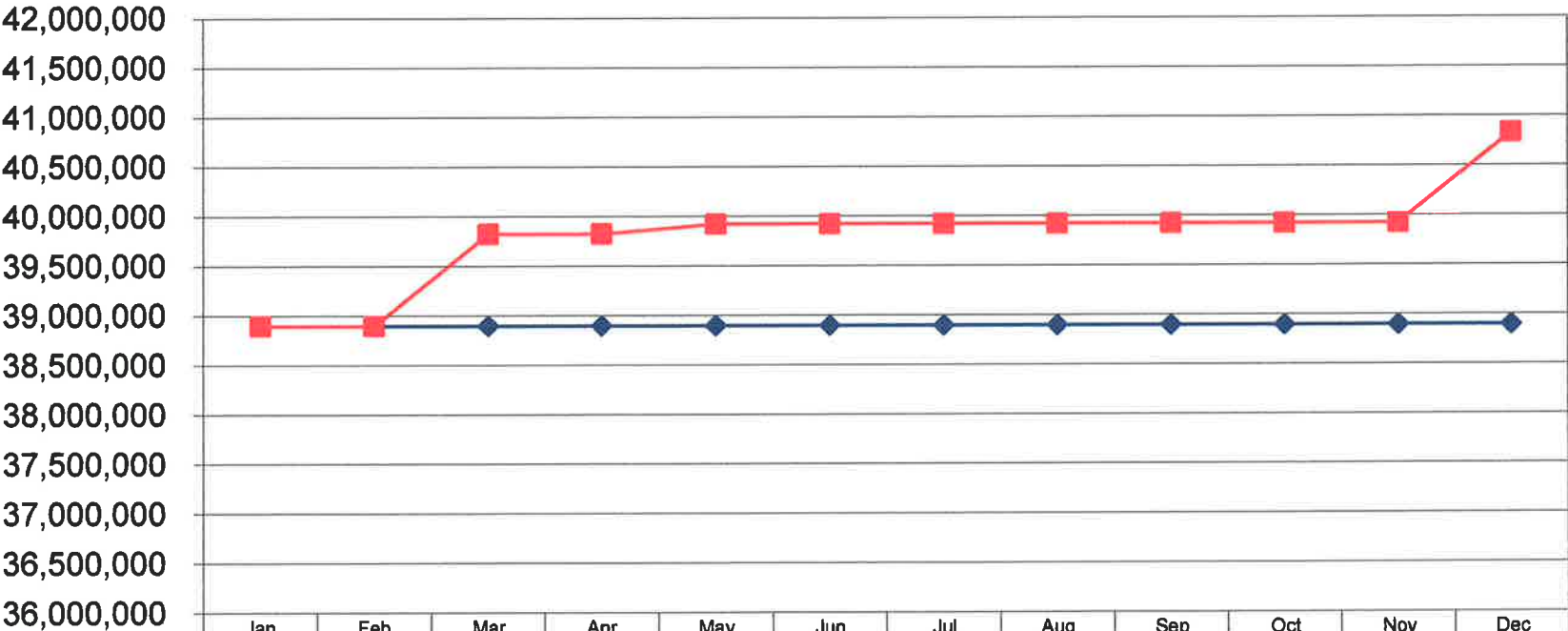


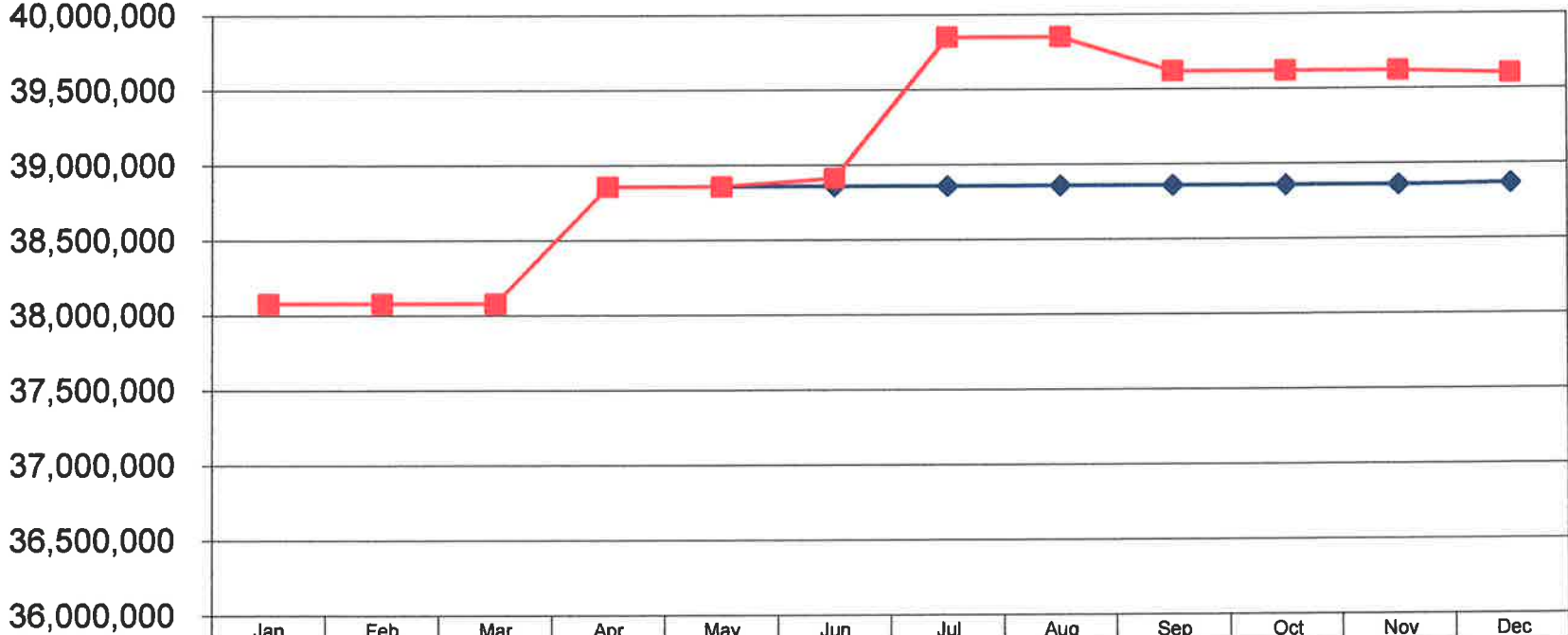
Cowlitz County General Fund: 2014 Anticipated Revenues (Budget) to Forecast



	Jan	Feb	Mar	Apr	May	Jun	Jul	Aug	Sep	Oct	Nov	Dec
Anticipated (Budgeted) Revenue	38,896,593	38,896,593	38,896,593	38,896,593	38,896,593	38,896,593	38,896,593	38,896,593	38,896,593	38,896,593	38,896,593	38,896,593
Forecast	38,896,593	38,896,593	39,825,857	39,825,857	39,923,305	39,923,305	39,923,305	39,923,305	39,923,305	39,923,305	39,923,305	40,831,582
Var +/-	0	0	929,264	929,264	1,026,712	1,026,712	1,026,712	1,026,712	1,026,712	1,026,712	1,026,712	1,934,989

Includes Budget Amendments:
Through 12/31/2014

Cowlitz County General Fund: 2013 Anticipated Revenues (Budget) to Forecast



	Jan	Feb	Mar	Apr	May	Jun	Jul	Aug	Sep	Oct	Nov	Dec
Anticipated (Budgeted) Revenue	38,082,169	38,082,169	38,082,169	38,860,156	38,860,156	38,860,156	38,860,156	38,860,156	38,860,156	38,860,156	38,860,156	38,870,156
Forecast	38,082,169	38,082,169	38,082,169	38,860,156	38,860,156	38,914,261	39,853,060	39,853,060	39,622,276	39,622,276	39,622,276	39,603,408
Var +/-	0	0	0	0	0	54,105	992,904	992,904	762,120	762,120	762,120	733,252

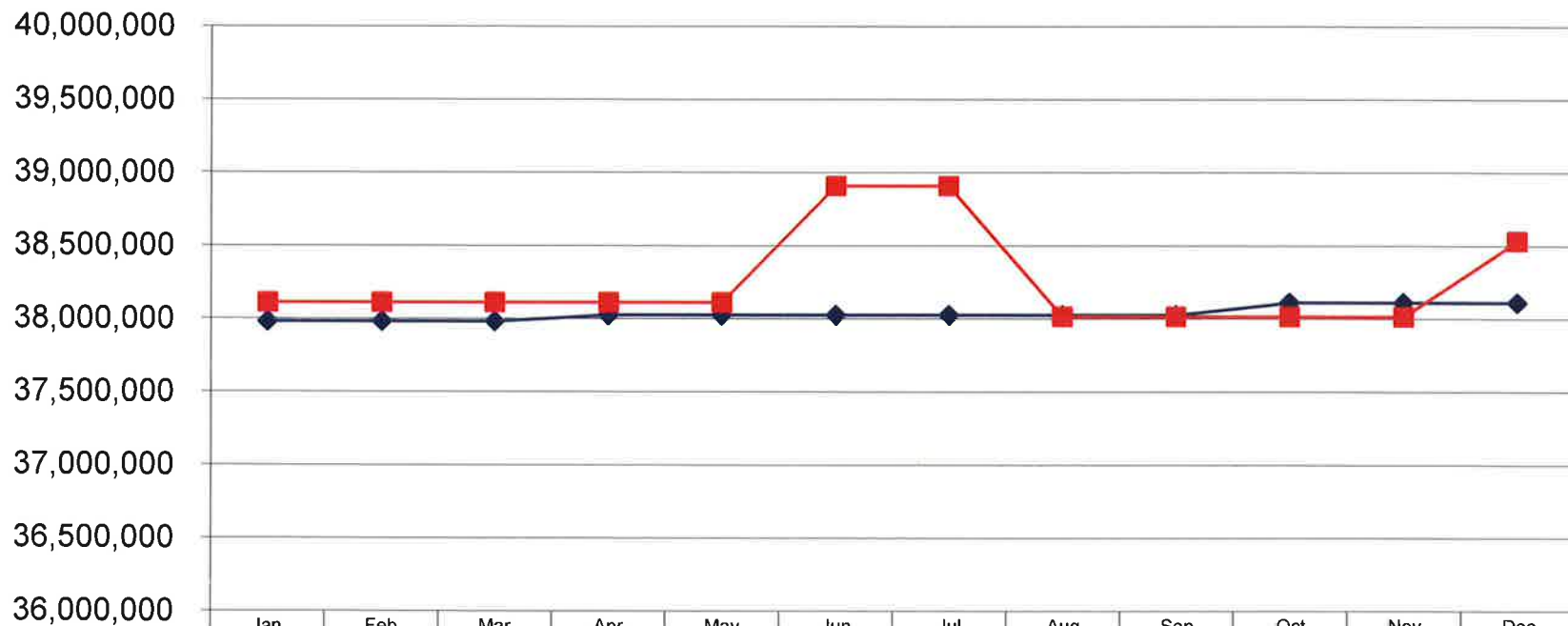
Includes Budget Amendments:
Through 12/31/2013

COWLITZ COUNTY
Summary of Monthly Forecast to Budget
2007- present
Variance +/-

Var + / (-)

	Amended Budget Jan-13	Amended Budget Feb-13	Amended Budget Mar-13	Amended Budget Apr-13	Amended Budget May-13	Amended Budget Dec-13	Forecast Jun-13	Forecast Jul-13	Forecast Aug-13	Forecast Sep-13	Forecast Oct-13	Forecast Nov-13	Actuals Dec-13	December to Budget
Department/Fund														
Boundary Review Board	300	300	300	300	300	300	50	50	50	50	50	50	100	(200)
Commissioners	11,950	11,950	11,950	11,950	11,950	11,950	11,296	11,322	11,322	11,322	11,322	11,322	11,307	(643)
Treasurer	18,846,124	18,846,124	18,846,124	18,846,124	18,846,124	18,856,124	19,131,152	19,202,926	19,202,926	19,230,743	19,230,743	19,230,743	19,428,025	571,901
Auditor	7,283,134	7,283,134	7,283,134	7,283,134	7,283,134	7,283,134	7,586,802	8,053,487	8,053,487	7,928,686	7,928,686	7,928,686	8,129,092	845,958
Assessor	11,500	11,500	11,500	11,500	11,500	11,500	11,996	13,972	13,972	14,255	14,255	14,255	14,993	3,493
Administrative Services	233,120	233,120	233,120	233,120	233,120	233,120	248,443	273,443	273,443	273,445	273,445	273,445	103,360	(129,760)
Civil Service Commission	1,125	1,125	1,125	1,125	1,125	1,125	0	0	0	0	0	0	0	(1,125)
Facilities Maintenance	286,516	286,516	286,516	286,516	286,516	286,516	252,439	251,431	251,431	251,961	251,961	251,961	128,456	(158,060)
Family Court	54,450	54,450	54,450	31,950	31,950	31,950	45,407	48,741	48,741	33,392	33,392	33,392	31,030	(920)
Sheriff	1,858,861	1,858,861	1,858,861	1,858,861	1,858,861	1,858,861	1,866,720	2,002,188	2,002,188	1,959,413	1,959,413	1,959,413	1,958,082	99,221
CCCD-Probation	429,300	429,300	429,300	429,300	429,300	429,300	394,868	376,463	376,463	376,093	376,093	376,093	396,977	(32,323)
CCCD-Jail	2,071,000	2,071,000	2,071,000	2,071,000	2,071,000	2,071,000	2,134,958	2,212,221	2,212,221	2,294,156	2,294,156	2,294,156	2,123,980	52,980
CCCD-Offender Services	355,500	355,500	355,500	355,500	355,500	355,500	353,162	365,098	365,098	360,133	360,133	360,133	358,195	2,695
CCCD-Jail Concessions	140,000	140,000	140,000	140,000	140,000	140,000	119,368	117,601	117,601	113,830	113,830	113,830	99,464	(40,536)
Juvenile Detention	81,000	81,000	81,000	81,000	81,000	81,000	108,378	128,687	128,687	127,450	127,450	127,450	144,420	63,420
Juvenile Probation	755,056	755,056	755,056	800,647	800,647	800,647	910,259	914,660	914,660	817,156	817,156	817,156	815,378	14,731
Prosecuting Attorney	157,630	157,630	157,630	157,630	157,630	157,630	193,735	198,582	198,582	225,098	225,098	225,098	213,301	55,671
Child Support Services	674,342	674,342	674,342	674,342	674,342	674,342	594,587	654,397	654,397	549,085	549,085	549,085	697,911	23,569
Superior Court	133,850	133,850	133,850	270,084	270,084	270,084	285,587	287,129	287,129	290,191	290,191	290,191	211,948	(58,136)
District Court	1,992,800	1,992,800	1,992,800	1,992,800	1,992,800	1,992,800	1,851,864	1,915,129	1,915,129	1,913,698	1,913,698	1,913,698	1,860,027	(132,773)
Clerk	798,016	798,016	798,016	798,016	798,016	798,016	717,915	699,725	699,725	744,165	744,165	744,165	721,926	(76,090)
P.A. Diversion	8,000	8,000	8,000	8,000	8,000	8,000	1,520	1,485	1,485	2,235	2,235	2,235	3,370	(4,630)
Courthouse Facilitator Program	36,945	36,945	36,945	36,945	36,945	36,945	43,979	42,525	42,525	42,963	42,963	42,963	38,812	1,867
Office of Public Defense	140,000	140,000	140,000	140,000	140,000	140,000	156,420	156,420	156,420	176,444	176,444	176,444	54,254	(85,746)
Coroner	70,650	70,650	70,650	70,650	70,650	70,650	64,078	48,907	48,907	48,907	48,907	48,907	49,382	(21,268)
WSU Extension	4,150	4,150	4,150	4,150	4,150	4,150	3,679	3,733	3,733	3,805	3,805	3,805	3,993	(157)
Museum	10,000	10,000	10,000	10,000	10,000	10,000	30,150	30,150	30,150	30,150	30,150	30,150	40,150	30,150
Non-Departmental	349,318	349,318	349,318	909,318	909,318	909,318	914,478	727,560	727,560	727,625	727,622	727,622	678,827	(230,491)
St. Helens Recovery	52,342	52,342	52,342	52,342	52,342	52,342	0	1,123	1,123	1,123	1,123	1,123	2,100	(50,242)
Community Long Range Plan	980,000	980,000	980,000	980,000	980,000	980,000	609,802	842,520	842,520	798,348	798,348	798,348	1,036,021	56,021
Park & Recreation	106,650	106,650	106,650	106,650	106,650	106,650	71,021	72,435	72,435	74,199	74,199	74,199	72,346	(34,304)
Drug Court Grant Program	148,540	148,540	148,540	207,202	207,202	207,202	200,149	198,950	198,950	202,158	202,158	202,158	176,183	(31,019)
Total:	38,082,169	38,082,169	38,082,169	38,860,156	38,860,156	38,870,156	38,914,262	39,853,060	39,853,060	39,622,279	39,622,276	39,622,276	39,603,410	733,254

Cowlitz County General Fund 2012 Anticipated Revenues (Budget) to Forecast



	Jan	Feb	Mar	Apr	May	Jun	Jul	Aug	Sep	Oct	Nov	Dec
Anticipated (Budgeted) Revenue	37,982,787	37,982,787	37,982,787	38,026,937	38,026,937	38,026,937	38,026,937	38,026,937	38,026,937	38,112,937	38,112,937	38,112,937
Forecast	38,112,937	38,112,937	38,112,937	38,112,937	38,112,937	38,910,161	38,910,161	38,016,363	38,016,363	38,016,363	38,016,363	38,533,064
Var +/-	130,150	130,150	130,150	86,000	86,000	883,224	883,224	(10,574)	(10,574)	(96,574)	(96,574)	420,127

Includes Budget Amendments:
Through 12/31/2012

COWLITZ COUNTY
Summary of Monthly Forecast to Budget
2007- present
Variance +/-(-)

	Amended Budget Jan-12	Amended Budget Feb-12	Amended Budget Mar-12	Amended Budget Apr-12	Amended Budget May-12	Forecast Jun-12	Forecast Jul-12	Forecast Aug-12	Forecast Sep-12	Forecast Oct-12	Forecast Nov-12	Actuals Dec-12	Var +/- (-) December to Budget
Department/Fund													
Boundary Review Board	300	300	300	300	300	300	300	50	50	50	50	50	(250)
Commissioners	11,750	11,750	11,750	11,750	11,750	11,497	11,497	11,326	11,326	11,326	11,326	11,339	(411)
Treasurer	18,574,261	18,574,261	18,574,261	18,574,261	18,574,261	19,458,908	19,458,908	18,782,080	18,782,080	18,782,080	18,782,080	19,886,283	1,312,022
Auditor	7,065,045	7,065,045	7,065,045	7,065,045	7,065,045	7,224,500	7,224,500	7,291,704	7,291,704	7,291,704	7,291,704	6,746,248	(318,797)
Assessor	11,500	11,500	11,500	11,500	11,500	5,743	5,743	7,722	7,722	7,722	7,722	11,878	378
Administrative Services	318,132	318,132	318,132	318,132	318,132	316,061	316,061	328,480	328,480	328,480	328,480	291,045	(27,087)
Civil Service Commission	1,125	1,125	1,125	1,125	1,125	0	0	0	0	0	0	870	(255)
Facilities Maintenance	294,491	294,491	294,491	294,491	294,491	277,438	277,438	277,537	277,537	277,537	277,537	287,734	(6,757)
Family Court	54,450	54,450	54,450	54,450	54,450	61,848	61,848	55,947	55,947	55,947	55,947	55,857	1,407
Sheriff	1,881,605	1,881,605	1,881,605	1,881,605	1,881,605	1,847,068	1,847,068	1,842,304	1,842,304	1,842,304	1,842,304	1,918,649	37,044
CCCD-Probation	540,300	540,300	540,300	540,300	540,300	372,204	372,204	388,190	388,190	388,190	388,190	392,475	(147,825)
CCCD-Jail	2,421,000	2,421,000	2,421,000	2,421,000	2,421,000	2,499,010	2,499,010	2,546,544	2,546,544	2,546,544	2,546,544	2,425,166	4,166
CCCD-Offender Services	304,500	304,500	304,500	304,500	304,500	436,308	436,308	436,110	436,110	436,110	436,110	433,731	129,231
CCCD-Jail Concessions	160,000	160,000	160,000	160,000	160,000	130,462	130,462	120,033	120,033	120,033	120,033	121,522	(38,478)
Juvenile Detention	108,550	108,550	108,550	108,550	108,550	142,462	142,462	140,348	140,348	140,348	140,348	121,603	13,053
Juvenile Probation	789,056	789,056	789,056	789,056	789,056	785,509	785,509	794,433	794,433	794,433	794,433	949,121	160,065
Prosecuting Attorney	190,880	190,880	190,880	190,880	190,880	188,926	188,926	189,562	189,562	189,562	189,562	209,343	18,463
Child Support Services	617,000	617,000	617,000	617,000	617,000	617,500	617,500	617,500	617,500	617,500	617,500	633,653	16,653
Superior Court	269,850	269,850	269,850	269,850	269,850	184,083	184,083	188,717	188,717	188,717	188,717	205,330	(64,520)
District Court	1,981,100	1,981,100	1,981,100	1,981,100	1,981,100	1,926,226	1,926,226	1,845,568	1,845,568	1,845,568	1,845,568	1,768,677	(212,423)
Clerk	798,016	798,016	798,016	798,016	798,016	703,334	703,334	688,665	688,665	688,665	688,665	720,927	(77,089)
P.A. Diversion	8,000	8,000	8,000	8,000	8,000	5,900	5,900	3,360	3,360	3,360	3,360	3,360	(4,640)
Courthouse Facilitator P	35,545	35,545	35,545	35,545	35,545	44,195	44,195	42,813	42,813	42,813	42,813	43,675	8,130
Office of Public Defense	140,000	140,000	140,000	140,000	140,000	148,938	148,938	148,938	148,938	148,938	148,938	214,244	74,244
Coroner	75,650	75,650	75,650	75,650	75,650	77,103	77,103	79,854	79,854	79,854	79,854	79,122	3,472
WSU Extension	650	650	650	650	650	474	474	491	491	491	491	492	(158)
Museum	30,150	30,150	30,150	30,150	30,150	30,150	30,150	30,150	30,150	30,150	30,150	0	(30,150)
Non-Departmental	285,009	285,009	285,009	285,009	285,009	305,092	305,092	347,623	347,623	347,623	347,623	348,871	63,862
St. Helens Recovery	195,000	195,000	195,000	195,000	195,000	195,000	195,000	195,000	195,000	195,000	195,000	4,456	(190,544)
Community Long Range Pla	709,750	709,750	709,750	709,750	709,750	708,155	708,155	399,852	399,852	399,852	399,852	414,789	(294,961)
Park & Recreation	102,450	102,450	102,450	102,450	102,450	63,076	63,076	72,204	72,204	72,204	72,204	69,954	(32,496)
Drug Court Grant Program	137,822	137,822	137,822	137,822	137,822	142,691	142,691	143,258	143,258	143,258	143,258	162,600	24,778
Total:	38,112,937	38,112,937	38,112,937	38,112,937	38,112,937	38,910,161	38,910,161	38,016,363	38,016,363	38,016,363	38,016,363	38,533,064	420,127